

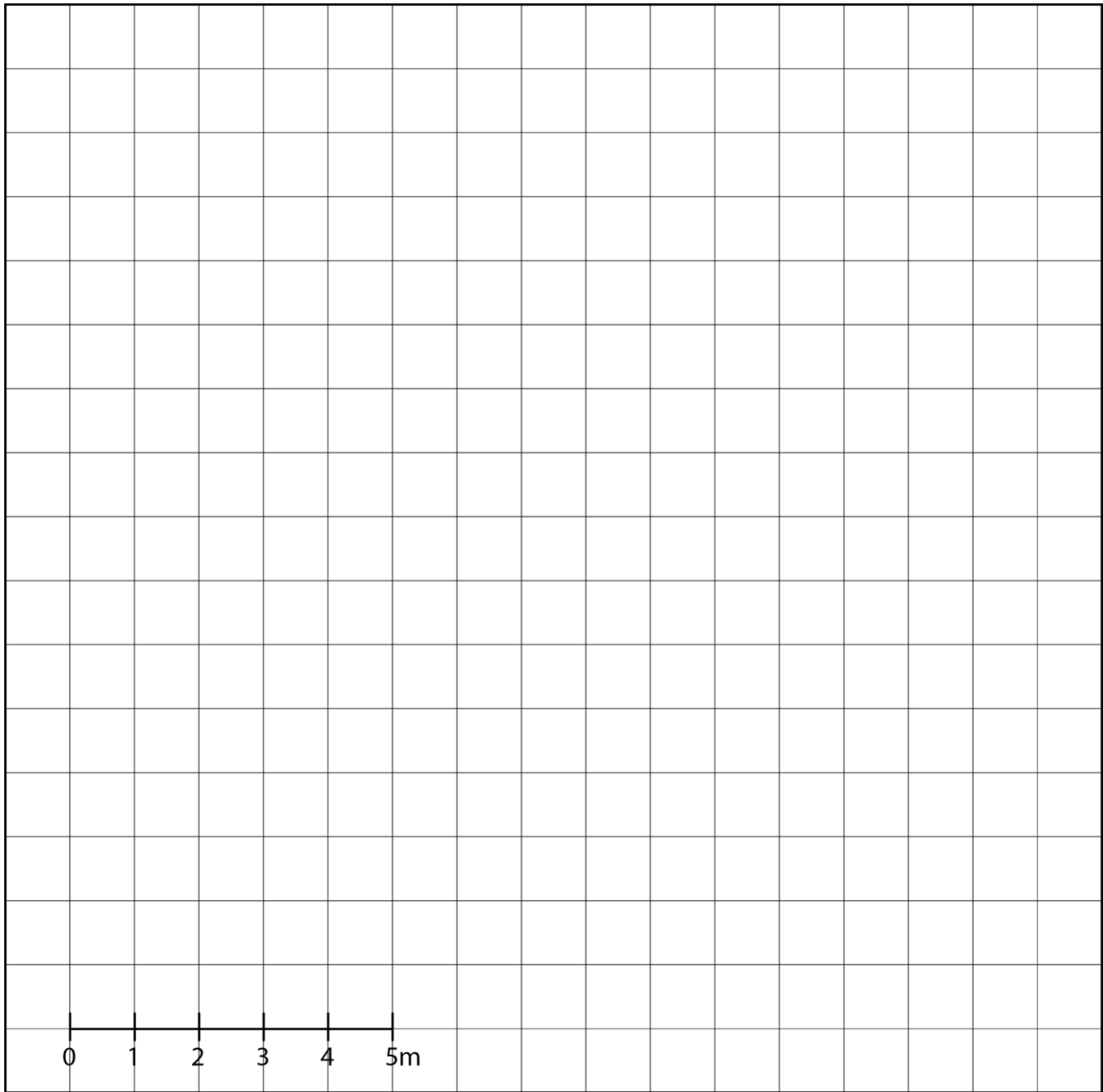
Rita din monter och markera med nedan symboler *Draw your stand and use the symbols.*

Mässa/Exhibition: \_\_\_\_\_

Montern/Stand no: \_\_\_\_\_


Företag/Company: \_\_\_\_\_

**OBS! Ange mått och markera riktning i hallen / Note: State dimensions and mark direction in the hall**




———— = Vagg/Wall


 = Spotlight/Spotlight


 = Ljustross/Light rig

----- = Ramp/Fascia Board


 = Strålkastare/Floodlight


**V** = Vajer / Wire

 = Dörr/ Door


 = Tryckluft /  
Compressed air

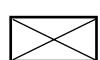
**VT** = Vajer med telfer /  
Wire with telfer


 = El 1-fas /  
Power point 1-phase

 = Vatten / Water

**@** = Internet fast linä /  
Internet with wire

 = El 3-fas /  
Power point 3-phase

 = Vatten och avlopp /  
Water and outflow

 = Markera riktning i hallen /  
State direction in the hall